


Small Signal Zener Diodes

Features

- Silicon planar power zener diodes
- These diodes are also available in other case styles and other configurations including: the SOT-23 case with type designation BZX84 series, the dual zener diode common anode configuration in the SOT-23 case with type designation AZ23 series and the dual zener diode common cathode configuration in the SOT-23 case with type designation DZ23 series.
- The zener voltages are graded according to the international E 24 standard.
- AEC-Q101 qualified
- Compliant to RoHS directive 2002/95/EC and in accordance to WEEE 2002/96/EC



RoHS
COMPLIANT



17431

Mechanical Data

Case: SOD-123

Weight: approx. 10.3 mg

Packaging codes/options:

GS18/10 k per 13 " reel (8 mm tape), 10 k/box

GS08/3 k per 7 " reel (8 mm tape), 15 k/box

Absolute Maximum Ratings

$T_{amb} = 25\text{ }^{\circ}\text{C}$, unless otherwise specified

Parameter	Test condition	Symbol	Value	Unit
Zener current see table " Characteristics "				
Power dissipation		P_{tot}	500 ²⁾	mW
Power dissipation		P_{tot}	410 ¹⁾	mW

¹⁾ Diode on ceramic substrate 0.7 mm; 2.5 mm² pad areas

²⁾ Diode on ceramic substrate 0.7 mm; 5 mm² pad areas

Thermal Characteristics

$T_{amb} = 25\text{ }^{\circ}\text{C}$, unless otherwise specified

Parameter	Test condition	Symbol	Value	Unit
Thermal resistance junction to ambient air		R_{thJA}	300 ¹⁾	$^{\circ}\text{C}/\text{W}$
Junction temperature		T_J	150	$^{\circ}\text{C}$
Storage temperature range		T_S	- 65 to + 150	$^{\circ}\text{C}$

¹⁾ Valid provided that electrodes are kept at ambient temperature

Electrical Characteristics

Part number	Marking code	Zener voltage range ¹⁾		Dynamic resistance		Test current	Temp. coefficient	Reverse voltage	Admissible zener current ⁴⁾	
		V_Z at I_{ZT1}		r_{zj} at I_{ZT1}	r_{zj} at I_{ZT2}	I_{ZT1}	at I_{ZT1}	V_R at $I_R = 100$ nA,	I_Z at $T_{amb} = 45$ °C,	I_Z at $T_{amb} = 25$ °C,
		V		Ω		mA	α_{VZ} ($10^{-4}/^{\circ}C$)	V	mA	
		min.	max.							
BZT52C2V4-V	W1	2.2	2.6	85	600	5	- 9 to - 4	-	-	-
BZT52C2V7-V	W2	2.5	2.9	75 (< 83)	< 500	5	- 9 to - 4	-	113	134
BZT52C3V0-V	W3	2.8	3.2	80 (< 95)	< 500	5	- 9 to - 3	-	98	118
BZT52C3V3-V	W4	3.1	3.5	80 (< 95)	< 500	5	- 8 to - 3	-	92	109
BZT52C3V6-V	W5	3.4	3.8	80 (< 95)	< 500	5	- 8 to - 3	-	85	100
BZT52C3V9-V	W6	3.7	4.1	80 (< 95)	< 500	5	- 7 to - 3	-	77	92
BZT52C4V3-V	W7	4	4.6	80 (< 95)	< 500	5	- 6 to - 1	-	71	84
BZT52C4V7-V	W8	4.4	5	70 (< 78)	< 500	5	- 5 to +2	-	64	76
BZT52C5V1-V	W9	4.8	5.4	30 (< 60)	< 480	5	- 3 to +4	> 0.8	56	67
BZT52C5V6-V	WA	5.2	6	10 (< 40)	< 400	5	- 2 to +6	> 1	50	59
BZT52C6V2-V	WB	5.8	6.6	4.8 (< 10)	< 200	5	- 1 to +7	> 2	45	54
BZT52C6V8-V	WC	6.4	7.2	4.5 (< 8)	< 150	5	+ 2 to +7	> 3	41	49
BZT52C7V5-V	WD	7	7.9	4 (< 7)	< 50	5	+ 3 to +7	> 5	37	44
BZT52C8V2-V	WE	7.7	8.7	4.5 (< 7)	< 50	5	+ 4 to +7	> 6	34	40
BZT52C9V1-V	WF	8.5	9.6	4.8 (< 10)	< 50	5	+ 5 to +8	> 7	30	36
BZT52C10-V	WG	9.4	10.6	5.2 (< 15)	< 70	5	+ 5 to +8	> 7.5	28	33
BZT52C11-V	WH	10.4	11.6	6 (< 20)	< 70	5	+ 5 to +9	> 8.5	25	30
BZT52C12-V	WI	11.4	12.7	7 (< 20)	< 90	5	+ 6 to +9	> 9	23	28
BZT52C13-V	WK	12.4	14.1	9 (< 25)	< 110	5	+ 7 to +9	> 10	21	25
BZT52C15-V	WL	13.8	15.6	11 (< 30)	< 110	5	+ 7 to +9	> 11	19	23
BZT52C16-V	WM	15.3	17.1	13 (< 40)	< 170	5	+ 8 to +9.5	> 12	17	20
BZT52C18-V	WN	16.8	19.1	18 (< 50)	< 170	5	+ 8 to +9.5	> 14	15	18
BZT52C20-V	WO	18.8	21.2	20 (< 50)	< 220	5	+ 8 to +10	> 15	14	17
BZT52C22-V	WP	20.8	23.3	25 (< 55)	< 220	5	+ 8 to +10	> 17	13	16
BZT52C24-V	WR	22.8	25.6	28 (< 80)	< 220	5	+ 8 to +10	> 18	11	13
BZT52C27-V	WS	25.1	28.9	30 (< 80)	< 250	5	+ 8 to +10	> 20	10	12
BZT52C30-V	WT	28	32	35 (< 80)	< 250	5	+ 8 to +10	> 22.5	9	10
BZT52C33-V	WU	31	35	40 (< 80)	< 250	5	+ 8 to +10	> 25	8	9
BZT52C36-V	WW	34	38	40 (< 90)	< 250	5	+ 8 to +10	> 27	8	9
BZT52C39-V	WX	37	41	50 (< 90)	< 300	5	+ 10 to +12	> 29	7	8
BZT52C43-V	WY	40	46	60 (< 100)	< 700	5	+ 10 to +12	> 32	6	7
BZT52C47-V	WZ	44	50	70 (< 100)	< 750	5	+ 10 to +12	> 35	5	6
BZT52C51-V	X1	48	54	70 (< 100)	< 750	5	+ 10 to +12	> 38	5	6
BZT52C56-V	X2	52	60	< 135 ⁽²⁾	< 1000 ⁽³⁾	2.5	typ. +10 ⁽²⁾	-	-	-
BZT52C62-V	X3	58	66	< 150 ⁽²⁾	< 1000 ⁽³⁾	2.5	typ. +10 ⁽²⁾	-	-	-
BZT52C68-V	X4	64	72	< 200 ⁽²⁾	< 1000 ⁽³⁾	2.5	typ. +10 ⁽²⁾	-	-	-
BZT52C75-V	X5	70	79	< 250 ⁽²⁾	< 1500 ⁽³⁾	2.5	typ. +10 ⁽²⁾	-	-	-

$I_{ZT1} = 5$ mA, $I_{ZT2} = 1$ mA

⁽¹⁾ Measured with pulses $T_p = 5$ ms

⁽²⁾ = $I_{ZT1} = 2.5$ mA

⁽³⁾ = $I_{ZT2} = 0.5$ mA

⁽⁴⁾ Valid provided that electrodes are kept at ambient temperature.



Electrical Characteristics

Part number	Marking code	Zener voltage range ¹⁾		Dynamic resistance		Test current	Temp. coefficient	Reverse voltage	Admissible zener current ⁴⁾	
		V_Z at I_{ZT1}		r_{zj} at I_{ZT1}	r_{zj} at I_{ZT2}	I_{ZT1}	at I_{ZT1}	V_R at $I_R = 100$ nA,	I_Z at $T_{amb} = 45$ °C,	I_Z at $T_{amb} = 25$ °C,
		V		Ω		mA	α_{VZ} ($10^{-4}/^{\circ}\text{C}$)	V	mA	
		min.	max.							
BZT52B2V4-V	W1	2.35	2.45	85	600	5	- 9 to - 4	-	-	-
BZT52B2V7-V	W2	2.65	2.75	75 (< 83)	< 500	5	- 9 to - 4	-	113	134
BZT52B3V0-V	W3	2.94	3.06	80 (< 95)	< 500	5	- 9 to - 3	-	98	118
BZT52B3V3-V	W4	3.23	3.37	80 (< 95)	< 500	5	- 8 to - 3	-	92	109
BZT52B3V6-V	W5	3.53	3.67	80 (< 95)	< 500	5	- 8 to - 3	-	85	100
BZT52B3V9-V	W6	3.82	3.98	80 (< 95)	< 500	5	- 7 to - 3	-	77	92
BZT52B4V3-V	W7	4.21	4.39	80 (< 95)	< 500	5	- 6 to - 1	-	71	84
BZT52B4V7-V	W8	4.61	4.79	70 (< 78)	< 500	5	- 5 to + 2	-	64	76
BZT52B5V1-V	W9	5	5.2	30 (< 60)	< 480	5	- 3 to + 4	> 0.8	56	67
BZT52B5V6-V	WA	5.49	5.71	10 (< 40)	< 400	5	- 2 to + 6	> 1	50	59
BZT52B6V2-V	WB	6.08	6.32	4.8 (< 10)	< 200	5	- 1 to + 7	> 2	45	54
BZT52B6V8-V	WC	6.66	6.94	4.5 (< 8)	< 150	5	+ 2 to + 7	> 3	41	49
BZT52B7V5-V	WD	7.35	7.65	4 (< 7)	< 50	5	+ 3 to + 7	> 5	37	44
BZT52B8V2-V	WE	8.04	8.36	4.5 (< 7)	< 50	5	+ 4 to + 7	> 6	34	40
BZT52B9V1-V	WF	8.92	9.28	4.8 (< 10)	< 50	5	+ 5 to + 8	> 7	30	36
BZT52B10-V	WG	9.8	10.2	5.2 (< 15)	< 70	5	+ 5 to + 8	> 7.5	28	33
BZT52B11-V	WH	10.8	11.2	6 (< 20)	< 70	5	+ 5 to + 9	> 8.5	25	30
BZT52B12-V	WI	11.8	12.2	7 (< 20)	< 90	5	+ 6 to + 9	> 9	23	28
BZT52B13-V	WK	12.7	13.3	9 (< 25)	< 110	5	+ 7 to + 9	> 10	21	25
BZT52B15-V	WL	14.7	15.3	11 (< 30)	< 110	5	+ 7 to + 9	> 11	19	23
BZT52B16-V	WM	15.7	16.3	13 (< 40)	< 170	5	+ 8 to + 9.5	> 12	17	20
BZT52B18-V	WN	17.6	18.4	18 (< 50)	< 170	5	+ 8 to + 9.5	> 14	15	18
BZT52B20-V	WO	19.6	20.4	20 (< 50)	< 220	5	+ 8 to + 10	> 15	14	17
BZT52B22-V	WP	21.6	22.4	25 (< 55)	< 220	5	+ 8 to + 10	> 17	13	16
BZT52B24-V	WR	23.5	24.5	28 (< 80)	< 220	5	+ 8 to + 10	> 18	11	13
BZT52B27-V	WS	26.5	27.5	30 (< 80)	< 250	5	+ 8 to + 10	> 20	10	12
BZT52B30-V	WT	29.4	30.6	35 (< 80)	< 250	5	+ 8 to + 10	> 22.5	9	10
BZT52B33-V	WU	32.3	33.7	40 (< 80)	< 250	5	+ 8 to + 10	> 25	8	9
BZT52B36-V	WW	35.3	36.7	40 (< 90)	< 250	5	+ 8 to + 10	> 27	8	9
BZT52B39-V	WX	38.2	39.8	50 (< 90)	< 300	5	+ 10 to + 12	> 29	7	8
BZT52B43-V	WY	42.1	43.9	60 (< 100)	< 700	5	+ 10 to + 12	> 32	6	7
BZT52B47-V	WZ	46.1	47.9	70 (< 100)	< 750	5	+ 10 to + 12	> 35	5	6
BZT52B51-V	X1	50	52	70 (< 100)	< 750	5	+ 10 to + 12	> 38	5	6
BZT52B56-V	X2	54.9	57.1	< 135 ⁽²⁾	< 1000 ⁽³⁾	2.5	typ. + 10 ⁽²⁾	-	-	-
BZT52B62-V	X3	60.8	63.2	< 150 ⁽²⁾	< 1000 ⁽³⁾	2.5	typ. + 10 ⁽²⁾	-	-	-
BZT52B68-V	X4	66.6	69.4	< 200 ⁽²⁾	< 1000 ⁽³⁾	2.5	typ. + 10 ⁽²⁾	-	-	-
BZT52B75-V	X5	73.5	76.5	< 250 ⁽²⁾	< 1500 ⁽³⁾	2.5	typ. + 10 ⁽²⁾	-	-	-

$I_{ZT1} = 5$ mA, $I_{ZT2} = 1$ mA

¹⁾ Measured with pulses $T_p = 5$ ms

²⁾ = $I_{ZT1} = 2.5$ mA

³⁾ = $I_{ZT2} = 0.5$ mA

⁴⁾ Valid provided that electrodes are kept at ambient temperature.

Typical Characteristics ($T_{amb} = 25\text{ }^{\circ}\text{C}$ unless otherwise specified)

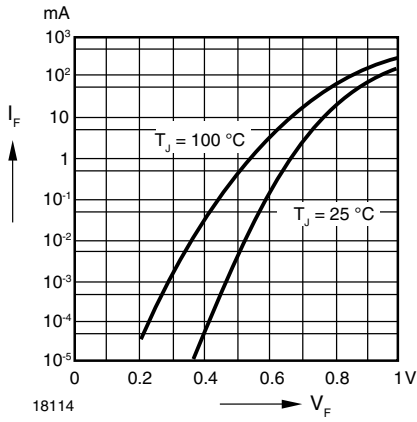


Figure 1. Forward characteristics

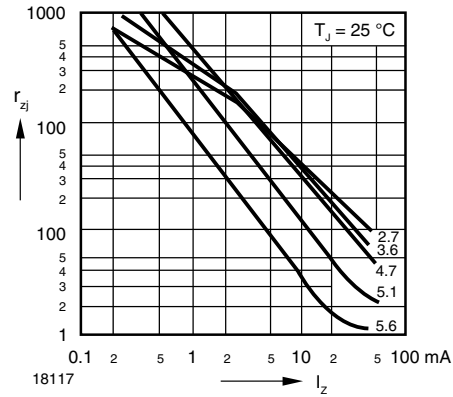


Figure 4. Dynamic Resistance vs. Zener Current

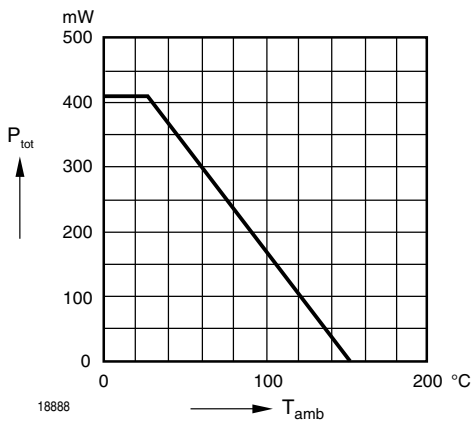


Figure 2. Admissible Power Dissipation vs. Ambient Temperature

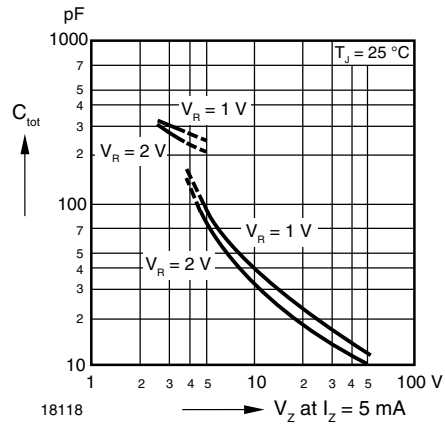


Figure 5. Capacitance vs. Zener Voltage

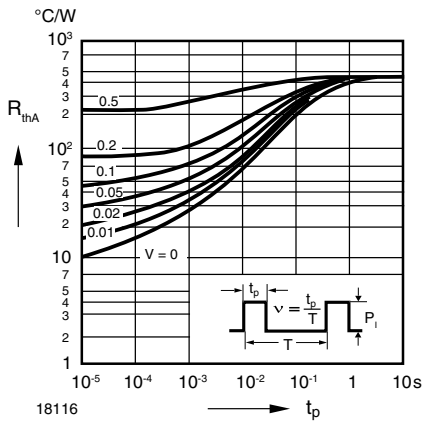


Figure 3. Pulse Thermal Resistance vs. Pulse Duration

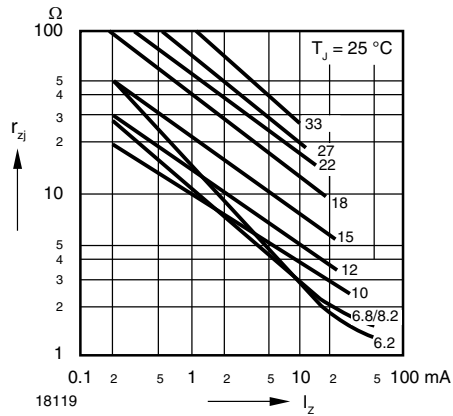


Figure 6. Dynamic Resistance vs. Zener Current

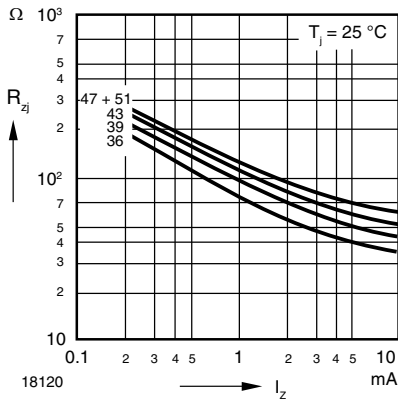


Figure 7. Dynamic Resistance vs. Zener Current

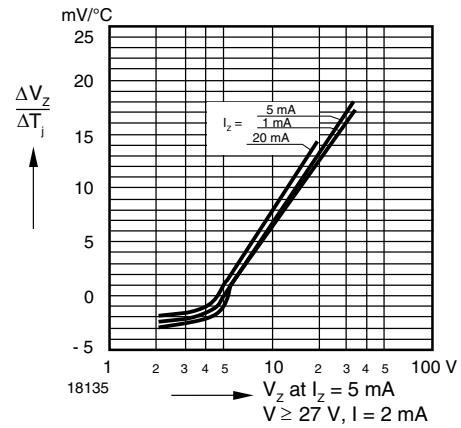


Figure 10. Temperature Dependence of Zener Voltage vs. Zener Voltage

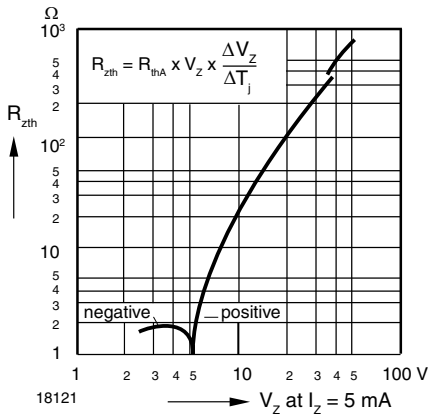


Figure 8. Thermal Differential Resistance vs. Zener Voltage

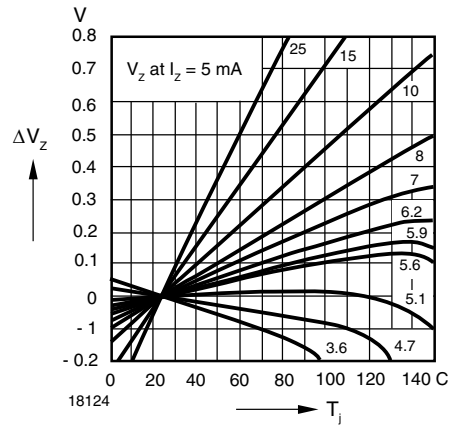


Figure 11. Change of Zener Voltage vs. Junction Temperature

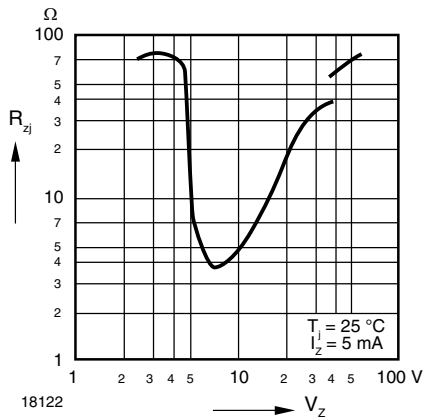


Figure 9. Dynamic Resistance vs. Zener Voltage

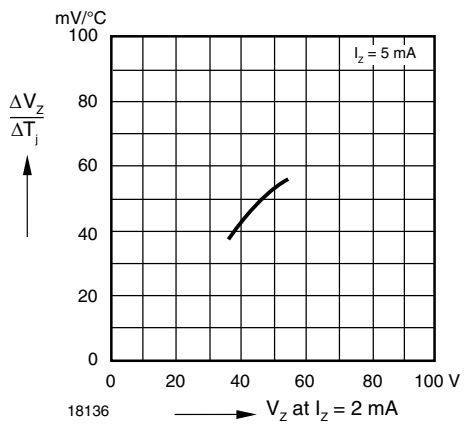


Figure 12. Temperature Dependence of Zener Voltage vs. Zener Voltage

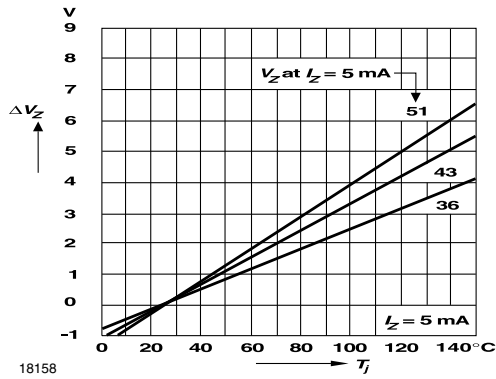


Figure 13. Change of Zener Voltage vs. Junction Temperature

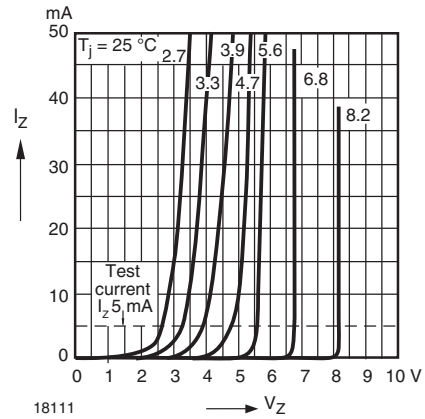


Figure 16. Breakdown Characteristics

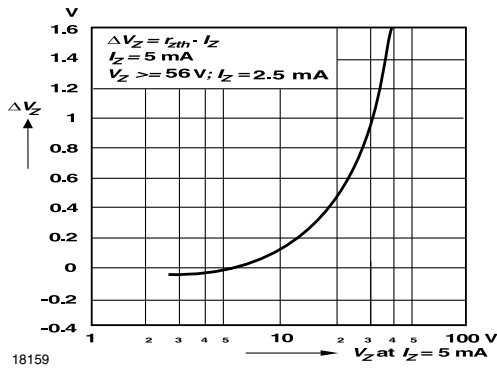


Figure 14. Change of Zener voltage from turn-on up to the point of thermal equilibrium vs. Zener voltage

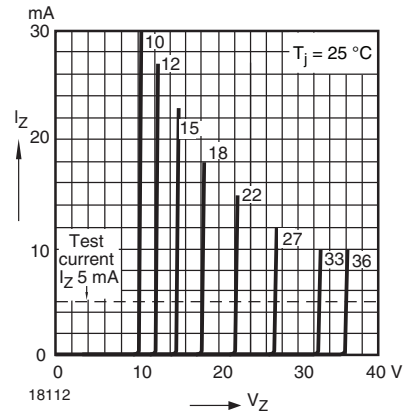


Figure 17. Breakdown Characteristics

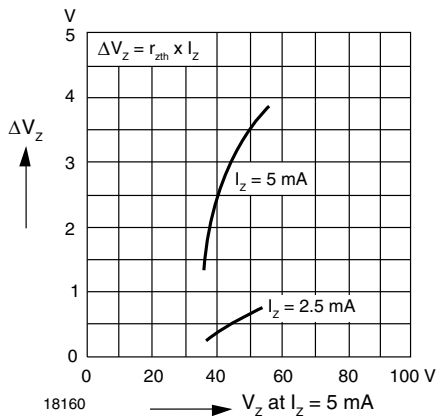
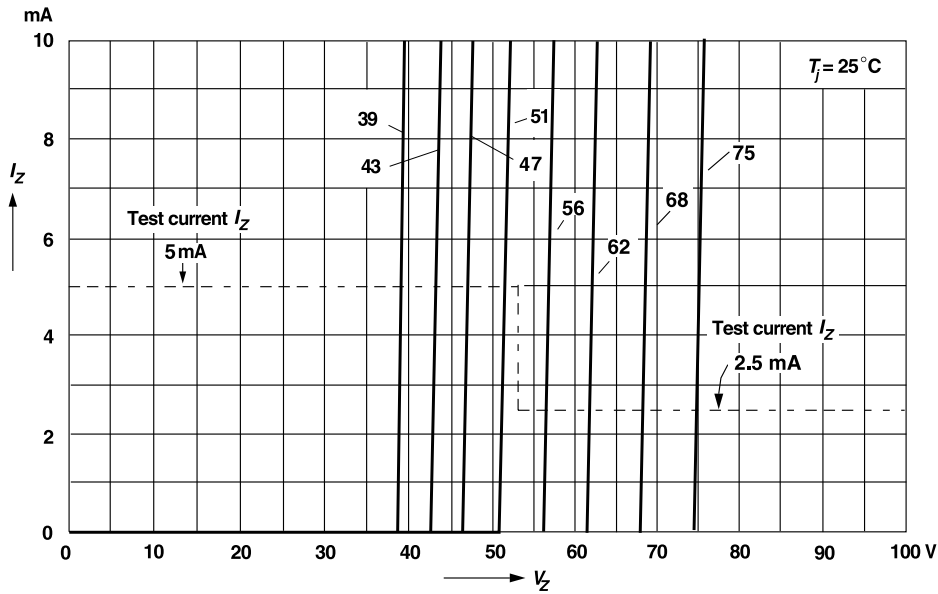


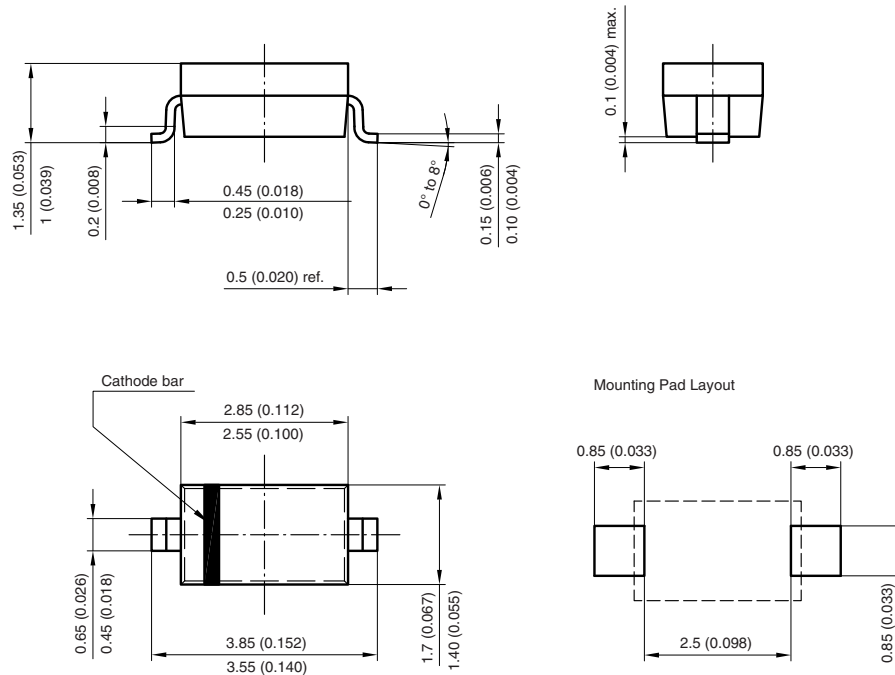
Figure 15. Change of Zener voltage from turn-on up to the point of thermal equilibrium vs. Zener voltage



18157

Figure 18. Breakdown Characteristics

Package Dimensions in millimeters (inches): SOD-123



Rev. 4 - Date: 24. Sep. 2009
 Document no.: S8-V-3910.01-001 (4)
 17432



Disclaimer

ALL PRODUCT, PRODUCT SPECIFICATIONS AND DATA ARE SUBJECT TO CHANGE WITHOUT NOTICE TO IMPROVE RELIABILITY, FUNCTION OR DESIGN OR OTHERWISE.

Vishay Intertechnology, Inc., its affiliates, agents, and employees, and all persons acting on its or their behalf (collectively, "Vishay"), disclaim any and all liability for any errors, inaccuracies or incompleteness contained in any datasheet or in any other disclosure relating to any product.

Vishay makes no warranty, representation or guarantee regarding the suitability of the products for any particular purpose or the continuing production of any product. To the maximum extent permitted by applicable law, Vishay disclaims (i) any and all liability arising out of the application or use of any product, (ii) any and all liability, including without limitation special, consequential or incidental damages, and (iii) any and all implied warranties, including warranties of fitness for particular purpose, non-infringement and merchantability.

Statements regarding the suitability of products for certain types of applications are based on Vishay's knowledge of typical requirements that are often placed on Vishay products in generic applications. Such statements are not binding statements about the suitability of products for a particular application. It is the customer's responsibility to validate that a particular product with the properties described in the product specification is suitable for use in a particular application. Parameters provided in datasheets and/or specifications may vary in different applications and performance may vary over time. All operating parameters, including typical parameters, must be validated for each customer application by the customer's technical experts. Product specifications do not expand or otherwise modify Vishay's terms and conditions of purchase, including but not limited to the warranty expressed therein.

Except as expressly indicated in writing, Vishay products are not designed for use in medical, life-saving, or life-sustaining applications or for any other application in which the failure of the Vishay product could result in personal injury or death. Customers using or selling Vishay products not expressly indicated for use in such applications do so at their own risk. Please contact authorized Vishay personnel to obtain written terms and conditions regarding products designed for such applications.

No license, express or implied, by estoppel or otherwise, to any intellectual property rights is granted by this document or by any conduct of Vishay. Product names and markings noted herein may be trademarks of their respective owners.

Material Category Policy

Vishay Intertechnology, Inc. hereby certifies that all its products that are identified as RoHS-Compliant fulfill the definitions and restrictions defined under Directive 2011/65/EU of The European Parliament and of the Council of June 8, 2011 on the restriction of the use of certain hazardous substances in electrical and electronic equipment (EEE) - recast, unless otherwise specified as non-compliant.

Please note that some Vishay documentation may still make reference to RoHS Directive 2002/95/EC. We confirm that all the products identified as being compliant to Directive 2002/95/EC conform to Directive 2011/65/EU.

Vishay Intertechnology, Inc. hereby certifies that all its products that are identified as Halogen-Free follow Halogen-Free requirements as per JEDEC JS709A standards. Please note that some Vishay documentation may still make reference to the IEC 61249-2-21 definition. We confirm that all the products identified as being compliant to IEC 61249-2-21 conform to JEDEC JS709A standards.

Mouser Electronics

Authorized Distributor

Click to View Pricing, Inventory, Delivery & Lifecycle Information:

Vishay:

[BZT52C24-GS08](#) [BZT52C8V2-V-GS08](#) [BZT52C36-V-GS08](#) [BZT52C12-V-GS08](#) [BZT52C24-V-GS08](#) [BZT52C9V1-V-GS08](#) [BZT52C16-V-GS08](#) [BZT52C13-V-GS08](#) [BZT52C10-V-GS08](#) [BZT52C22-V-GS08](#) [BZT52C4V3-V-GS08](#) [BZT52C27-V-GS08](#) [BZT52C5V6-V-GS08](#) [BZT52C3V9-V-GS08](#) [BZT52C30-V-GS08](#) [BZT52B10-V-GS08](#) [BZT52B10-V-GS18](#) [BZT52B11-V-GS08](#) [BZT52B11-V-GS18](#) [BZT52B12-V-GS08](#) [BZT52B12-V-GS18](#) [BZT52B13-V-GS08](#) [BZT52B13-V-GS18](#) [BZT52B15-V-GS08](#) [BZT52B15-V-GS18](#) [BZT52B16-V-GS08](#) [BZT52B16-V-GS18](#) [BZT52B18-V-GS08](#) [BZT52B18-V-GS18](#) [BZT52B2V4-V-GS08](#) [BZT52B2V4-V-GS18](#) [BZT52B2V7-V-GS08](#) [BZT52B2V7-V-GS18](#) [BZT52B20-V-GS08](#) [BZT52B20-V-GS18](#) [BZT52B22-V-GS08](#) [BZT52B22-V-GS18](#) [BZT52B24-V-GS08](#) [BZT52B24-V-GS18](#) [BZT52B27-V-GS08](#) [BZT52B27-V-GS18](#) [BZT52B3V0-V-GS08](#) [BZT52B3V0-V-GS18](#) [BZT52B3V3-V-GS08](#) [BZT52B3V3-V-GS18](#) [BZT52B3V6-V-GS08](#) [BZT52B3V6-V-GS18](#) [BZT52B3V9-V-GS08](#) [BZT52B3V9-V-GS18](#) [BZT52B30-V-GS08](#) [BZT52B30-V-GS18](#) [BZT52B33-V-GS08](#) [BZT52B33-V-GS18](#) [BZT52B36-V-GS08](#) [BZT52B36-V-GS18](#) [BZT52B39-V-GS08](#) [BZT52B39-V-GS18](#) [BZT52B4V3-V-GS08](#) [BZT52B4V3-V-GS18](#) [BZT52B4V7-V-GS08](#) [BZT52B4V7-V-GS18](#) [BZT52B43-V-GS08](#) [BZT52B43-V-GS18](#) [BZT52B47-V-GS08](#) [BZT52B47-V-GS18](#) [BZT52B5V1-V-GS08](#) [BZT52B5V1-V-GS18](#) [BZT52B5V6-V-GS08](#) [BZT52B5V6-V-GS18](#) [BZT52B51-V-GS08](#) [BZT52B51-V-GS18](#) [BZT52B56-V-GS08](#) [BZT52B56-V-GS18](#) [BZT52B6V2-V-GS08](#) [BZT52B6V2-V-GS18](#) [BZT52B6V8-V-GS08](#) [BZT52B6V8-V-GS18](#) [BZT52B62-V-GS08](#) [BZT52B62-V-GS18](#) [BZT52B68-V-GS08](#) [BZT52B68-V-GS18](#) [BZT52B7V5-V-GS08](#) [BZT52B7V5-V-GS18](#) [BZT52B75-V-GS08](#) [BZT52B75-V-GS18](#) [BZT52B8V2-V-GS08](#) [BZT52B8V2-V-GS18](#) [BZT52B9V1-V-GS08](#) [BZT52B9V1-V-GS18](#) [BZT52C10-V-GS18](#) [BZT52C11-V-GS18](#) [BZT52C12-V-GS18](#) [BZT52C13-V-GS18](#) [BZT52C16-V-GS18](#) [BZT52C18-V-GS18](#) [BZT52C2V4-V-GS18](#) [BZT52C2V7-V-GS18](#) [BZT52C20-V-GS18](#) [BZT52C24-V-GS18](#) [BZT52C27-V-GS18](#)